


Name: \_\_\_\_\_

# di or dy?

## Word Building



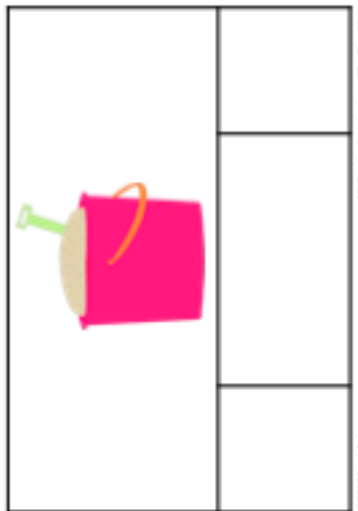
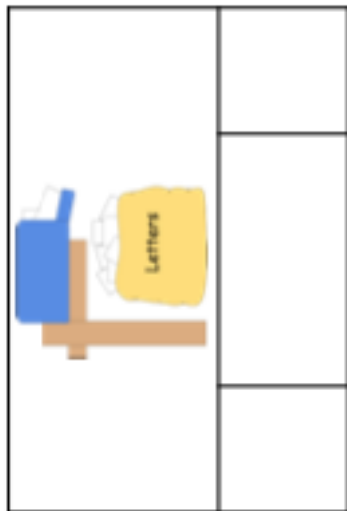
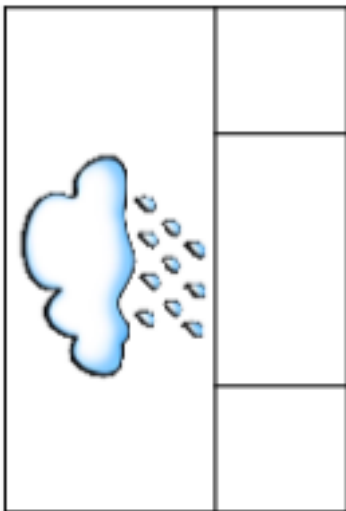

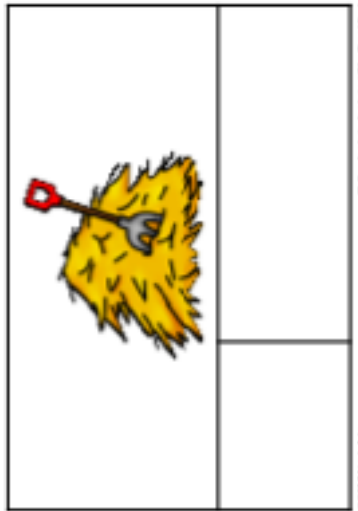

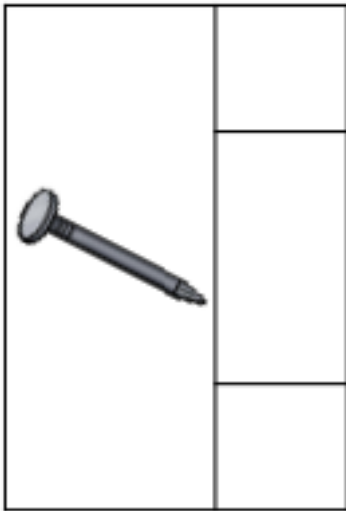
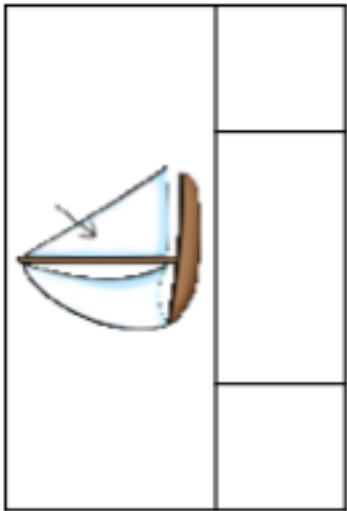

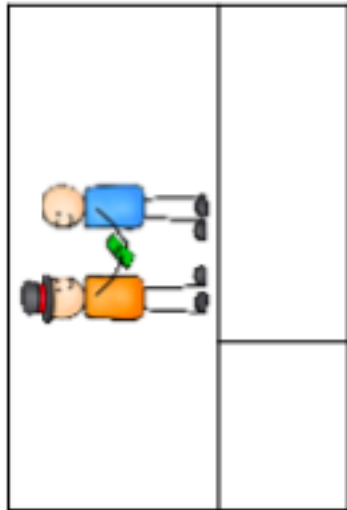
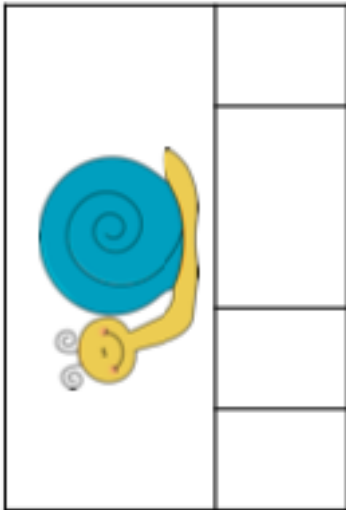
Choose a card. Build the word. Write the word under the correct digraph.

di

dy

Handwriting practice lines for the digraph 'di'. Each set consists of a solid top line, a dashed middle line, and a solid bottom line. There are 10 such sets of lines provided for writing words.

Handwriting practice lines for the digraph 'dy'. Each set consists of a solid top line, a dashed middle line, and a solid bottom line. There are 10 such sets of lines provided for writing words.



# Soft 'g' Sound



# Hard 'g' Sound





Q

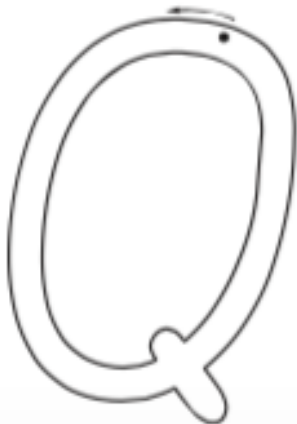
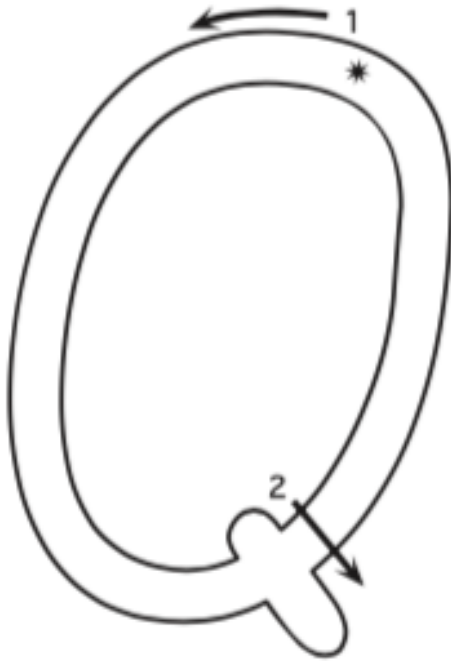
q

Q q Q q

The queen hid quietly under the quilt.



(c) www.cursivekids.com



Name \_\_\_\_\_ Date \_\_\_\_\_

## Simple Procedure Text Writing Scaffold

Title

Materials/Equipment/Ingredients

Steps

1.

2.

---

---

---

---

---

---

3.

4.

---

---

---

---

---

---




# Hundreds Chart

1	2	3	4	5	6	7	8	9	10
11	12	13	14	15	16	17	18	19	20
21	22	23	24	25	26	27	28	29	30
31	32	33	34	35	36	37	38	39	40
41	42	43	44	45	46	47	48	49	50
51	52	53	54	55	56	57	58	59	60
61	62	63	64	65	66	67	68	69	70
71	72	73	74	75	76	77	78	79	80
81	82	83	84	85	86	87	88	89	90
91	92	93	94	95	96	97	98	99	100

Name: \_\_\_\_\_

## 2-D Shapes

**Directions:** Count and write the number of sides and vertices (corners) on each shape.



Circle

\_\_\_ sides  
\_\_\_ vertices



Oval

\_\_\_ sides  
\_\_\_ vertices



Square

\_\_\_ sides  
\_\_\_ vertices



Rectangle

\_\_\_ sides  
\_\_\_ vertices



Triangle

\_\_\_ sides  
\_\_\_ vertices



Rhombus

\_\_\_ sides  
\_\_\_ vertices



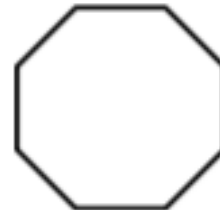
Pentagon

\_\_\_ sides  
\_\_\_ vertices



Hexagon

\_\_\_ sides  
\_\_\_ vertices



Octagon

\_\_\_ sides  
\_\_\_ vertices

